

# PASSENGER


COLOR BODY PORCELAIN FLOOR AND WALL TILE & 2CM PAVERS

floridatile

## COLORS



Wander White



Everywhere Greige



Anywhere Beige



Leisure Gray

## FORMATS



24x24



12x24



24x36 (2cm)

## MOSAICS



**M12** Mosaic  
(all colors)

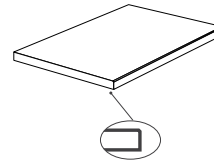


**RSP12x24** Mosaic  
(all colors)

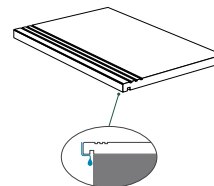
## TRIM



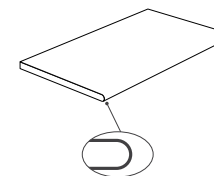
**3x24** Bullnose  
(all colors)



2cm Step Tread  
**USTEPA 12x24**  
(all colors)



2cm Step Tread  
w/ Grooves &  
Drip Flap  
**USTEPD 12x24**  
(all colors)



2cm Step Tread  
w/ Bullnose  
**USTEPB 12x24**  
(all colors)

note: 2cm trims are special order only



# PASSENGER

COLOR BODY PORCELAIN FLOOR AND WALL TILE & 2CM PAVERS



Technical Specifications	Results <sup>1</sup>
ANSI® A326.3 <sup>2</sup>	Interior, Wet Plus (IW+)
Surface Hardness	7 Mohs
Break Strength	≥ 450 lbf. avg.
Water Absorption	≤ 0.5% <sup>3</sup>
Intended Use <sup>4</sup>	Residential & Light Commercial

<sup>1</sup> Values are offered in good faith as being accurate and typical of normal production. Due to the natural variation of raw materials and manufacturing processes, the values of the purchased product for any particular installation may vary.

<sup>2</sup> For more information, visit [floridatile.com/productuseclassifications](http://floridatile.com/productuseclassifications).

<sup>3</sup> Average production value.

<sup>4</sup> Please visit [www.floridatile.com/intended-use](http://www.floridatile.com/intended-use) for further details.

2cm Technical Specifications	Results <sup>1</sup>
ANSI® A326.3 <sup>2</sup>	Exterior, Wet (EW)
Surface Hardness	7 Mohs
Break Strength	≥ 2800 lbf. avg.
Water Absorption	≤ 0.5% <sup>3</sup>
Intended Use <sup>4</sup>	Residential, Light Commercial & Heavy Commercial

<sup>1</sup> Values are offered in good faith as being accurate and typical of normal production. Due to the natural variation of raw materials and manufacturing processes, the values of the purchased product for any particular installation may vary.

<sup>2</sup> For more information, visit [floridatile.com/productuseclassifications](http://floridatile.com/productuseclassifications).

<sup>3</sup> Average production value.

<sup>4</sup> Please visit [www.floridatile.com/intended-use](http://www.floridatile.com/intended-use) for further details.

Field Tile Nominal Size (in) <sup>1</sup>	Metric (cm)	Pcs./Sq Ft <sup>2</sup>	Thickness <sup>3</sup>	Edge
24x24	60x60	.25	9mm	Rectified
12x24	30x60	.5	9mm	Rectified
24x36 (2cm)	60x91	.17	20mm	Rectified

<sup>1</sup> These values may vary from lot to lot.

<sup>2</sup> These values are based on actual sizes including the grout joint.

<sup>3</sup> May not apply to textured surfaces or tiles with uneven back patterns such as mesh mounted mosaics.

Trim	Shape	SKU	Nominal Size (in) <sup>1</sup>	Metric (cm)
Bullnose		P43N9	3x24	7.5x60
Step Tread <sup>2</sup>	See front page	USTEPA	12x24	30x60
Step Tread w/ Bullnose <sup>2</sup>	See front page	USTEPB	12x24	30x60
Step Tread w/ Grooves & Drip Flap <sup>2</sup>	See front page	USTEPD	12x24	30x60

<sup>1</sup> These values may vary from lot to lot.

<sup>2</sup> Special order only.

Typical Uses
<p>Passenger color body porcelain floor and wall tile is appropriate for most residential and commercial, wall, countertop, backsplash, and floor applications. 2cm porcelain pavers are appropriate for most residential and commercial outdoor floor applications.</p> <p>Notice: Not all flooring products are suitable for wet areas, specialized applications, or commercial use. Please refer to the American National Standard Specifications for Ceramic Tile (ANSI® A137.1) for ceramic, stone, and glass installation for specific usage and installation information.</p> <p>This Florida Tile product will contribute to USGBC LEED® points and the ANSI® approved NAHB® Green Building Points.</p>

**Notes:**

Country of origin and other product features and characteristics are subject to change due to manufacturing efficiencies and other factors. See retailer or product packaging to verify country of origin and other product characteristics.

Color reproductions in this printed piece may vary from actual tile colors. Final selection should be made from actual tile samples.

Color Variation
<p><b>V3</b> Moderate Variation</p>

Color, texture, and finish variations may occur due to the nature of the product.