

# AINSLEE PARK

GLAZED PORCELAIN

floridatile



# FINDING YOUR ZEN

shown on front: **AIN20 12x24** Emperador Beige

Classic designs paired elegantly with modern formats make Florida Tile's Ainslee Park the perfect option for today's easy eclectic spaces. Marble looks feature bold graphics that allow each color to be a standout in the crowded world of interior decor. Glossy ceramic wall and matte porcelain floor tile coordinate beautifully to allow for a continuous design theme throughout any space.

Four distinct colors: **Breccia Mist** is a cool gray with strong veining of dark smoke and wispy whites. **Emperador Beige** is a warm sandy neutral with a bright elaborate vein. **Calacatta Gold** is evocative of its namesake stone featuring a thick gray vein graphic with a subtle gold undertone. **Zebrino Taupe** is the stunning zenith of this collection with linear veins of cool gray and warm taupe.

Matte porcelain floor tiles are available in 3.75x12, 12x12 and 12x24. A diverse selection of mosaics and accessory pieces round out this flexible collection:


- 36-piece mesh-mounted mosaic in Breccia Mist, Calacatta Gold, and Emperador Beige
- 1x6 mesh-mounted, stack mosaic in Zebrino Taupe
- Mesh-mounted, hexagon mosaic featuring a mix of Breccia Mist and Calacatta Gold.
- Matte, porcelain 3x12 floor bullnose in all colors

Ainslee Park glazed porcelain tile is appropriate for most residential and commercial wall, countertop, backsplash, and floor applications. With the exception of select trim and ceramic field tile, this line is made in the USA at our Green Squared® certified Advanced Manufacturing Center in Lawrenceburg, KY. It includes pre-consumer recycled content and is GREENGUARD® and Porcelain Tile certified.

below: **AIN10 12x24** Calacatta Gold



## COLORS




Calacatta Gold



Emperador Beige



Zebrino Taupe



Breccia Mist

## FIELD TILE FORMATS

3.75x12



12x12



12x24



## MOSAICS



**AIN20/M122**

Emperador Beige 36 pc  
(not available in  
Zebrino Taupe)



**AIN30/M1x6STK**

(only available in  
Zebrino Taupe)



**AIN55/M4x4HEX**

(Calacatta Gold &  
Breccia Mist)

## TRIMS



**P43C9 3x12**

Bullnose

# CALACATTA GOLD


---



**AIN10**  
Calacatta Gold

## FIELD TILE FORMATS

---



## MOSAICS

---



**AIN10/M122**  
Calacatta Gold 36pc



**AIN55/M4x4HEX**  
(Calacatta Gold &  
Breccia Mist)



# EMPERADOR BEIGE


---



**AIN20**  
Emperador Beige


## FIELD TILE FORMATS

---



## MOSAICS

---



**AIN20/M122**  
Emperador Beige 36pc



# ZEBRINO TAUPE

---




**AIN30**

Zebrino Taupe

## FIELD TILE FORMATS

---



## MOSAICS

---



**AIN30/M1x6STK**

Zebrino Taupe Stack



# BRECCIA MIST



**AIN40**  
Breccia Mist

## FIELD TILE FORMATS



## MOSAICS



**AIN40/M122**  
Breccia Mist 36pc



**AIN55/M4x4HEX**  
(Calacatta Gold &  
Breccia Mist)



# AINSLEE PARK

GLAZED PORCELAIN



Porcelain Technical Data Properties (Floor)	Results <sup>1</sup>
<b>ANSI® A326.3<sup>2</sup></b>	Interior, Wet Plus (IW+)
<b>Surface Hardness</b>	7 Mohs
<b>Break Strength</b>	≥ 450 lbf. avg.
<b>Water Absorption</b>	≤ 0.5% <sup>3</sup>
<b>Intended Use<sup>4</sup></b>	Residential, Light Commercial & Heavy Commercial

<sup>1</sup> Values are offered in good faith as being accurate and typical of normal production. Due to the natural variation of raw materials and manufacturing processes, the values of the purchased product for any particular installation may vary.

<sup>2</sup> For more information, visit [floridatile.com/productuseclassifications](http://floridatile.com/productuseclassifications).

<sup>3</sup> Average production value.

<sup>4</sup> Please visit [www.floridatile.com/intended-use](http://www.floridatile.com/intended-use) for further details.

## Typical Uses


Ainslee Park glazed porcelain tile is appropriate for most residential and commercial wall, countertop, backsplash and floor applications.

Notice: Not all flooring products are suitable for wet areas, specialized applications, or commercial use. Please refer to the American National Standard Specifications for Ceramic Tile (ANSI® A137.1) for ceramic, stone, and glass installation for specific usage and installation information.

This Florida Tile product will contribute to USGBC LEED® points and the ANSI® approved NAHB® Green Building Points.

Field Tile Nominal Size (in) <sup>1</sup>	Metric (cm)	Pcs./Sq Ft <sup>2</sup>	Thickness <sup>3</sup>	Edge
<b>3.75x12</b>	9.5x30	3.26	8mm	Rectified
<b>12x12</b>	30x30	1	8mm	Pressed
<b>12x24</b>	30x60	.5	9mm	Pressed

Mosaic	Sku	Nominal Sheet Size (in) <sup>1</sup>	Metric (cm)	Thickness <sup>3</sup>
<b>36-piece<sup>4</sup></b>	M122	12x12	30x30	8mm
<b>Hexagon Mix</b>	M4x4HEX	11x11	28x28	8mm
<b>Stack<sup>5</sup></b>	M1x6STK	12x12	30x30	8mm

Trim	Shape	Sku	Nominal Size (in) <sup>1</sup>	Metric (cm)
<b>Bullnose</b>		P43C9	3x12	7.5x30

<sup>1</sup> These values may vary from lot to lot.

<sup>2</sup> These values are based on actual sizes including the grout joint.

<sup>3</sup> May not apply to textured surfaces or tiles with uneven back patterns such as mesh mounted mosaics.

<sup>4</sup> Not available in Zebrino Taupe.

<sup>5</sup> Zebrino Taupe only

## Notes

Color, texture, and finish variations may occur due to the nature of the product.

Color reproductions in this printed piece may vary from actual tile colors. Final selection should be made from actual tile samples.

Country of origin and other product features and characteristics are subject to change due to manufacturing efficiencies and other factors. See retailer or product packaging to verify country of origin and other product characteristics.

## Color Variation



V2 Slight Variation

