

BLUERUN

COLOR BODY PORCELAIN & 2CM PAVERS

floridatile



ODE TO NATURAL BLUESTONE

shown on front: **BLR41/M12MIX** Black White Mix Mosaic & **SBD30G 3x12** Natural Down

BlueRun from Florida Tile is an ode to the natural bluestone found in the storied fields of Southern Belgium, once covered by the sea. Complex in texture and tone, the faint impressions of ancient shells and fossilized elements provide an ebb and flow of intensity and softness. This subtle yet stunning visual gives a sense of depth and elegance to any space.

Rectified field tile formats include 12x24 and 24x24 available in Antique White, Historic Greige, Atlas Gray, and Fossil Black. Enhancing the charisma of this collection are decorative tiles in each colorway showcasing eight fun geometric patterns. Printed in monochromatic color saturation, the decos are offered in a 24x24 format.

A 12x12 mix mosaic contains diagonal blocks of a solid feature color (Historic Greige, Atlas Gray, or Fossil Black) with inverted

blocks that include a geometric pairing of the feature color accented with Antique White. An offset basketweave mosaic and 3x24 bullnose in all available colors beautifully complete the indoor tile options. For outdoor spaces, a 2cm 24x36 format and 12x24 step treads are offered in all colors.

BlueRun color body porcelain tile is appropriate for most residential and commercial interior, dry and wet applications including walls, countertops, backsplashes, and floors. The 2cm porcelain paver is appropriate for most outdoor floor applications. Made in the USA at our Green Squared® certified Advanced Manufacturing Center in Lawrenceburg, KY, it includes pre-consumer recycled content and is GREENGUARD® and Porcelain Tile certified. Incorporated into the tile surface is Microban® antimicrobial technology that works continuously to inhibit bacteria growth, improve visible cleanliness, and reduce odors.

shown below: **BLR20U 24x36** (2cm) Historic Greige



BLUERUN


COLOR BODY PORCELAIN & 2CM PAVERS




COLORS




BLR10
BLR10U (2cm)
Antique White



BLR20
BLR20U (2cm)
Historic Greige




BLR30
BLR30U (2cm)
Atlas Gray



BLR40
BLR40U (2cm)
Fossil Black

FIELD TILE FORMATS



DECOS



BLR40D 24x24
Fossil Black
(available in all colors; random assortment of 8 decos, packed 4 pieces per carton)

MOSAICS




BLR21/M12MIX
Greige White Mix



BLR31/M12MIX
Gray White Mix




BLR41/M12MIX
Black White Mix

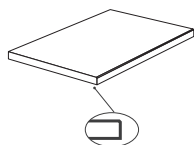


BLR40/M1.5x3OBW
Fossil Black
Offset Basketweave
(available in all colors)

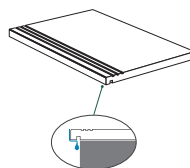
TRIMS



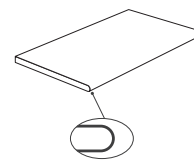
P43N9 3x24
Bullnose



2cm Step Tread
USTEPA 12x24
(available in all colors)



2cm Step Tread w/ Grooves
& Drip Flap
USTEPD 12x24
(available in all colors)



2cm Step Tread w/ Bullnose
USTEPB 12x24
(available in all colors)

note: 2cm trims are special order only

ANTIQUÉ WHITE



BLR10


BLR10U (2cm)

Antique White


FIELD TILE FORMATS



12x24



24x24 &
24x24 (deco)



24x36 (2cm)

DECOS



BLR10D 24x24

Antique White

(random assortment of 8 decos, packed 4 pieces per carton)

MOSAICS



BLR10/M1.5x3OBW

Antique White

Offset Basketweave



BLR21/M12MIX

Greige White Mix



BLR31/M12MIX

Gray White Mix



BLR41/M12MIX

Black White Mix



HISTORIC GREIGE



BLR20
BLR20U (2cm)
Historic Greige

FIELD TILE FORMATS



12x24



24x24 &
24x24 (deco)



24x36 (2cm)

DECOS



BLR20D 24x24
Historic Greige
(random assortment of 8 decos, packed 4 pieces per carton)

MOSAICS




BLR20/M1.5x3OBW
Historic Greige
Offset Basketweave



BLR21/M12MIX
Greige White Mix



ATLAS GRAY



BLR30

BLR30U (2cm)

Atlas Gray

FIELD TILE FORMATS



12x24



24x24 &
24x24 (deco)



24x36 (2cm)

DECOS



BLR30D 24x24

Atlas Gray

(random assortment of 8 decos, packed 4 pieces per carton)

MOSAICS



BLR30/M1.5x3OBW

Atlas Gray

Offset Basketweave




BLR31/M12MIX

Gray White Mix

right: **BLR30D 24x24** Atlas Gray Deco



FOSSIL BLACK



BLR40

BLR40U (2cm)

Fossil Black

FIELD TILE FORMATS



12x24



24x24 &
24x24 (deco)



24x36 (2cm)

DECOS




BLR40D 24x24

Fossil Black

(random assortment of 8 decos, packed 4 pieces per carton)

MOSAICS



BLR40/M1.5x3OBW

Fossil Black

Offset Basketweave



BLR41/M12MIX

Black White Mix

right: **BLR40U 24x36** (2cm) Fossil Black & **BLR30U 24x36** (2cm) Atlas Gray



BLUERUN

COLOR BODY PORCELAIN & 2CM PAVERS



Porcelain Technical Data Properties (Floor)	Results ¹
ANSI® A326.3 ²	Interior, Wet Plus (IW+) 2cm Exterior, Wet (EW)
Surface Hardness	7 Mohs
Break Strength	≥ 450 lbf. avg. 2cm ≥ 2800 lbf. avg.
Water Absorption	≤ 0.5% ³
Intended Use ⁴	Residential & Light Commercial

¹ Values are offered in good faith as being accurate and typical of normal production. Due to the natural variation of raw materials and manufacturing processes, the values of the purchased product for any particular installation may vary.

² For more information, visit floridatile.com/productuseclassifications.

³ Average production value.

⁴ 2cm is rated Heavy Commercial. Please visit www.floridatile.com/intended-use for further details.

Typical Uses

BlueRun color body porcelain tile is appropriate for most residential and commercial wall, countertop, backsplash, and floor applications. BlueRun 2cm porcelain pavers are appropriate for most residential and commercial outdoor floor applications.

Notice: Not all flooring products are suitable for wet areas, specialized applications, or commercial use. Please refer to the American National Standard Specifications for Ceramic Tile (ANSI® A137.1) for ceramic, stone, and glass installation for specific usage and installation information.

This Florida Tile product will contribute to USGBC LEED® points and the ANSI® approved NAHB® Green Building Points.

Field Tile Nominal Size (in) ¹	Metric (cm)	Pcs./Sq Ft ²	Thickness ³	Edge
12x24	30x60	.5	9mm	Rectified
24x24	60x60	.25	9mm	Rectified
24x24 (deco)	60x60	.25	9mm	Rectified
24x36 (2cm)	60x90	.17	20mm	Rectified

Notes

Color, texture, and finish variations may occur due to the nature of the product.

Color reproductions in this printed piece may vary from actual tile colors. Final selection should be made from actual tile samples.

Country of origin and other product features and characteristics are subject to change due to manufacturing efficiencies and other factors. See retailer or product packaging to verify country of origin and other product characteristics.

Mosaic	SKU	Nominal Sheet Size (in) ¹	Metric (cm)	Thickness ³
M12 Mix	M12MIX	12x12	30x30	9mm
Offset Basketweave	M1.5x3OBW	12x13	30x33	9mm

Color Variation	
	V3 Moderate Variation

Trim	Shape	SKU	Nominal Size (in) ¹	Metric (cm)
Bullnose		P43N9	3x24	7.5x60
Step Tread (2cm) ⁴	See website	USTEPA	12x24	30x60
Step Tread w/ Bullnose (2cm) ⁴	See website	USTEPB	12x24	30x60
Step Tread w/ Drip Flap (2cm) ⁴	See website	USTEPD	12x24	30x60

¹ These values may vary from lot to lot.

² These values are based on actual sizes including the grout joint.

³ May not apply to textured surfaces or tiles with uneven back patterns such as mesh mounted mosaics.

⁴ Special order only.

