

SAVANNAH

Glazed Porcelain Floor &
Ceramic Wall Tile



floridatile

SAVANNAH

BY floridatile

glazed ceramic wall 10 x 13



24301
Magnolia White



24324
Cobblestone
Taupe



24330
Plantation
Beige


mosaics




24301/M12
Magnolia White



24324/M12
Cobblestone
Taupe



24330/M12
Plantation Beige



24348/M12
Carriage Gold

glazed porcelain floor 12 x 12 • 18 x 18



24301
Magnolia White



24324
Cobblestone
Taupe



24330
Plantation
Beige



24348
Carriage
Gold

cove base & corner



24301 P36C9 & PB3169
Magnolia White Cove Base & Corner



24324 P36C9 & PB3169
Cobblestone Taupe Cove Base & Corner



24330 P36C9 & PB3169
Plantation Beige Cove Base & Corner

listellos



24301/L2x10
Magnolia White



24324/L2x10
Cobblestone
Taupe



24330/L2x10
Plantation
Beige

Typical Uses

Savannah glazed porcelain floor tile is appropriate for all residential and commercial, wall, countertop and backsplash applications, all residential and most commercial floor applications. Ceramic wall tile appropriate for all interior wall, countertop and backsplash applications.


With the exception of select trim, decorative and ceramic pieces, this product line is Made in the USA of 40% pre-consumer recycled content, is GREENGUARD® and Porcelain Tile Certified, and meets the new DCOF AcuTest requirements to be installed in wet areas.

Properties (Floor)	ASTM	ANSI	Results ¹
DCOF AcuTest ²	A137.1	≥ 0.42	Pass
Durability Classification ³	C1027	N/A	Class IV
Glaze Hardness	Mohs Scale	N/A	7 Mohs
Break Strength	C-648	250 lbs.	325 lbs. avg.
Water Absorption	C-373	≤0.5%	≤0.5%

¹ These values vary from lot to lot. All test results are from independent laboratory tests.

² ANSI A137.1-2012 standard, ceramic tiles selected for level interior spaces expected to be walked upon when wet must have a minimum wet DCOF AcuTest value of 0.42

³ Class I Light Residential, Class II Residential, Class III Heavy Residential Lt Commercial, Class IV Commercial, Class V Heavy Commercial



V2 = Slight Variation

Clearly distinguishable differences in texture and/or pattern with similar colors

Field Tile

Nominal Size ¹	Metric (cm)	Pieces /Sq. Ft ²	Thickness
10" x 13"	25 x 33	1.5	8 mm
12" x 12"	30 x 30	1	8 mm
18" x 18"	45 x 45	.44	8.5 mm

¹ These values may vary from lot to lot.

² These values are based on actual sizes including the grout joint.

Trim	Shape	SKU	Nominal Size	Metric (cm)
Bullnose		P43C9	3" x 12"	7.5 x 30
Cove Base		P36C9	6" x 12"	15 x 30
Cove Base Corner		PB3169	6" x 1"	15 x 2.5
Bullnose		S43A9	3" x 10"	7.5 x 25
Outside Corner		SN4339	3" x 3"	7.5 x 7.5

Color Variations

Color reproductions in this printed piece may vary from actual tile colors. Final selection should be made from actual tile samples.

Shown on front:
24330 12x12 Plantation Beige



Recycled Content



floridatile