

STREAMLINE

GLAZED CERAMIC WALL TILE



floridatile

STREAMLINE

shown on front: **310 4x16** Arctic, **S3689 6x8 Cove Base** Arctic, **312 3x6** Gunmetal, **312/L3x6** Gunmetal Wave Listello & **312/L1/2x6** Gunmetal Liner

Streamline from Florida Tile combines classic shapes and colors that work beautifully with both traditional and contemporary design patterns. The signature look of subway tile paired with unique decorative trims and listellos allows for concepts that will stand the test of time.

Available field tile formats are 3x6 and 4x16. Trims include bullnose, bullnose corner, cove base, quarter round, and

quarter round corner. Decorative selections of jewel, wave, and gemstone listellos, as well as chair rails and liners provide elegant choices for architectural detail to complete this line.


Streamline ceramic wall tile is appropriate for most residential and commercial, wall, countertop, and backsplash applications and is GREENGUARD® certified.

below: **410 3x6** Arctic Matte, **S4369 3x6** Bullnose Arctic Matte, **S3689 6x8** Cove Base Arctic Matte, **SN4339 3x3** Outside Corner Arctic Matte & **PietraArt Premier Marble MAR16/M12BW** Casablanca Basketweave Mosaic Polished




COLORS


Formats Available: 3x6 & 4x16



310 3x6
Arctic




320 3x6
Buff




311 3x6
Dorian




312 3x6
Gunmetal




410 3x6
Arctic Matte




420 3x6
Buff Matte



411 3x6
Dorian Matte



310 4x16
Arctic




320 4x16
Buff



311 4x16
Dorian




312 4x16
Gunmetal



410 4x16
Arctic Matte



420 4x16
Buff Matte



411 4x16
Dorian Matte

DECORATIVES

CHAIR RAILS



310/CR1.75x6
Arctic



320/CR1.75x6
Buff



311/CR1.75x6
Dorian



312/CR1.75x6
Gunmetal



410/CR1.75x6
Arctic Matte



420/CR1.75x6
Buff Matte



411/CR1.75x6
Dorian Matte

LINERS



310/L1/2x6
Arctic



320/L1/2x6
Buff



311/L1/2x6
Dorian



312/L1/2x6
Gunmetal



410/L1/2x6
Arctic Matte



420/L1/2x6
Buff Matte



411/L1/2x6
Dorian Matte

below: **310 3x6** Arctic, **310/CR1.75x6** Arctic Chair Rail & **310/L1x6** Arctic Jewel Listello



WAVE LISTELLOS



310/L3x6
Arctic



320/L3x6
Buff




311/L3x6
Dorian



312/L3x6
Gunmetal



410/L3x6
Arctic Matte



420/L3x6
Buff Matte



411/L3x6
Dorian Matte

JEWEL LISTELLOS



310/L1x6
Arctic



320/L1x6
Buff



311/L1x6
Dorian



312/L1x6
Gunmetal

GEMSTONE LISTELLO



519A/L2x8
Cool

STREAMLINE



above: **411 3x6** Dorian Matte, **411/L1/2x6** Dorian Matte Liner, **S4369 3x6** Dorian Matte Bullnose, **312 3x6** Gunmetal, **312/L1/2x6** Gunmetal Liner & **519A/L2x8** Cool Gemstone Listello

Technical Specifications	Results ¹
Surface Hardness	5 Mohs
Break Strength	≥ 150 lbf. avg.
Water Absorption	≤ 10% ²

¹ Values are offered in good faith as being accurate and typical of normal production. Due to the natural variation of raw materials and manufacturing processes, the values of the purchased product for any particular installation may vary.

² Average production value.

Field Tile Nominal Size (in) ¹	Metric (cm)	Pcs./Sq Ft ²	Thickness ³	Edge
3x6	7.5x15	8	7.3mm	Pressed
4x16	10x40.5	2.25	8mm	Pressed

¹ These values may vary from lot to lot.

² These values are based on actual sizes including the grout joint.

³ May not apply to textured surfaces or tiles with uneven back patterns such as mesh mounted mosaics.

Trim	Shape	SKU	Nominal Size (in) ¹	Metric (cm)
Bullnose ²		P4369	3x6	7.5x15
Bullnose ²		S4639	6x3	15x7.5
Outside Corner ²		SN4339	3x3	7.5x7.5
Bullnose ²		S44G9	4x16	10x40.5
Cove Base ³		S3689	6x8	15x20
Quarter Round ³		A106	3/4x6	1.9x15
Quarter Round Corner ³		AZ106	3/4x3/4	1.9x1.9

¹ These values may vary from lot to lot.

² Available in all colors.

³ Only available in Arctic, Arctic Matte, Buff & Dorian.


Typical Uses

Streamline glazed ceramic wall tile is appropriate for most residential and commercial wall, countertop, and backsplash applications.

Notice: Not all flooring products are suitable for wet areas, specialized applications, or commercial use. Please refer to the American National Standard Specifications for Ceramic Tile (ANSI® A137.1) for ceramic, stone, and glass installation for specific usage and installation information.

This Florida Tile product will contribute to USGBC LEED® points and the ANSI® approved NAHB® Green Building Points.

Color Variation



V1 Uniform Appearance

Color, texture, and finish variations may occur due to the nature of the product.

Notes:

Country of origin and other product features and characteristics are subject to change due to manufacturing efficiencies and other factors. See retailer or product packaging to verify country of origin and other product characteristics.

Color reproductions in this printed piece may vary from actual tile colors. Final selection should be made from actual tile samples.

Special note: 4x16 formats are modular when using a 1mm spacer. 50% offset brick patterns have unique installation challenges regardless of the tile selected. Substrates need to be completely flat and wash lighting is not recommended. A larger grout joint should also be considered. See the latest TCNA Handbook for Tile Installation for tips on brick patterns.

