

# LEDGERSTONE

*Pietra Viva*  
NATURAL STONE WALL TILE



floridatiles



*Pietra Art*  
**LEDGERSTONE**  
BY *floridatile*



Shown: **NS329/L6x24** Tuscany (vein cut) honed

A rustic and elegant showstopper, PietraArt Ledgerstone from Florida Tile are hand-assembled, three-dimensional panels made from the finest natural stone. The long, linear pieces of varying heights and textures combine to create a product that blends old-world character with modern design. When installed, the profile of intricately stacked natural stone establishes organic beauty with tremendous architectural interest.

Broad variations in color, texture, shading and veining in PietraArt Ledgerstone make it the perfect starting point when adding a natural element to any room. The rugged texture and dimension make any installation a dramatic focal point. Add feature lighting and you see a subtle shadow relief appear, giving it a softer aesthetic. Utilized beautifully in public, retail, office and hospitality spaces, PietraArt Ledgerstone is also well suited for residential use in kitchen, living, bath, and outdoor living spaces.

Made from slate, crosscut or vein-cut marble and travertine; PietraArt Ledgerstone is available in 16 colors and offers a choice of either honed or splitface finishes in most colors. All colors are available in 6x24 format, mesh-mounted wall panels and the slate products have an "L" shaped, preassembled corner. Grouting is not required for PietraArt Ledgerstone, giving it the look of a tight, dry-stack stone installation.

PietraArt Ledgerstone is appropriate for interior and exterior wall applications in both residential and commercial settings and is GREENGUARD® certified.

Shown on Cover: **NS327/L6x24** Connemara honed

**slate ledgerstone 6 x 24**



NS300/L6x24 Ash splitface



NS302/L6x24 Ember splitface

**slate ledgerstone assembled corner 6 x 18**



NS304/L6x24 Coal splitface



NS306/L6x24 Smoke splitface



NS301/AC6x18 Ash Assembled Corner



NS303/AC6x18 Ember Assembled Corner



NS305/AC6x18 Coal Assembled Corner



NS307/AC6x18 Smoke Assembled Corner



NS309/L6x24 Tinder splitface



NS311/L6x24 Basalt splitface



NS313/L6x24 Graphite splitface



NS323/L6x24 Quartzite splitface



NS310/AC6x18 Tinder Assembled Corner



NS312/AC6x18 Basalt Assembled Corner



NS314/AC6x18 Graphite Assembled Corner



NS324/AC6x18 Quartzite Assembled Corner

**marble ledgerstone 6 x 24**




NS315/L6x24 Makrana splitface



NS325/L6x24 Makrana honed



NS316/L6x24 Giallo splitface



NS326/L6x24 Giallo honed



NS318/L6x24 Argento splitface



NS328/L6x24 Argento honed



NS317/L6x24 Connemara splitface




NS327/L6x24 Connemara honed

**linear (vein cut) ledgerstone 6 x 24**



NS322/L6x24 Babeto splitface



NS332/L6x24 Babeto honed



NS319/L6x24 Tuscany splitface



NS329/L6x24 Tuscany honed



NS320/L6x24 Silver splitface



NS330/L6x24 Silver honed



NS331/L6x24 Picasso splitface



NS321/L6x24 Picasso honed





Shown: NS302/L6x24 Ember splitface

*Pietra Art*  
**LEDGERSTONE**  
 BY *floridat*ile

**Typical Uses**

PietraArt Ledgerstone natural stone wall tile is appropriate for all residential and commercial interior and exterior wall applications.

Notice: Not all flooring products are suitable for wet areas, specialized applications or commercial use. Please refer to the American National Standard Specifications for Ceramic Tile (ANSI A137.1) for ceramic, stone and glass installation for specific usage and installation information.

This Florida Tile product will contribute to USGBC LEED points and the ANSI approved NAHB Green Building Points.

**Color Variations**


Color reproductions in this printed piece may vary from actual tile colors. Final selection should be made from actual tile samples. Please take this into consideration at the time of purchase.

Field Tile Nominal Size <sup>1</sup>	Metric (cm)	Pcs./Sq Ft <sup>2</sup>	Thickness <sup>3</sup>
6" x 24"	15 x 60	1	N/A

<sup>1</sup> These values may vary from lot to lot.

<sup>2</sup> These values are based on actual sizes including the grout joint.

<sup>3</sup> May not apply to textured surfaces or tiles with uneven back patterns.

Trim	Shape	SKU	Nominal Size	Metric (cm)
Assembled Corner*		AC6x18	6" x 18"	15 x 45.75

\*Assembled Corners only available in the Slate Ledgerstone.

