

GENESIS HDP

High Definition Porcelain®

Dimensional Glazed Porcelain Wall Tile
Glazed Porcelain Floor & Wall Tile



GENESIS HDP

High Definition Porcelain

BY **floridatile**



Shown: **FGEGSDM/18x8** Prism Mix

Genesis^{HDP} begins with the origins of cement. Designed to replicate the look of form-poured concrete with rustic striations - as if the forms had just been peeled away, leaving behind a modern industrial texture. This versatile collection creates rhythm and structure with a raw, open-construction feel. The composition draws you in, inviting you to run your hands across the wall, taking in the essence of stability and authenticity.

The Prism Mix of nine 8x8 pressed glazed porcelain inserts featuring eclectic patterns, add a warm and creative accent to this line. Whether using a singular graphic repeated throughout your layout, or installing the complete set of nine, this collection of decos make any space more interesting.

The 12x24 glazed porcelain, dimensional pattern wall tiles are rectified and available in four colors: Birth – an off-white, Soul – a light gray, Root – a medium taupe, and Gloam – a dark gray. The Prism Mix decos range in design, but the color scheme stays consistent using the same off white, gray and taupe tones used in the wall tile.

Genesis^{HDP} is GREENGUARD® and Porcelain Tile certified. The dimensional glazed porcelain wall tile is appropriate for all residential and commercial wall and backsplash applications. The glazed porcelain floor and wall inserts are appropriate for all residential and commercial wall, countertop, and backsplash applications, all residential and most commercial floor applications.

inserts | Glazed Porcelain Floor & Wall Tile




1



2




3




4



5



6



7



8



9

FGEGSDM/18x8
Prism Mix

⊕ 9mm Pressed Edge

Each pattern is also individually sold:

- FGEGSP1/18x8 Prism 1
- FGEGSP2/18x8 Prism 2
- FGEGSP3/18x8 Prism 3
- FGEGSP4/18x8 Prism 4
- FGEGSP5/18x8 Prism 5
- FGEGSP6/18x8 Prism 6
- FGEGSP7/18x8 Prism 7
- FGEGSP8/18x8 Prism 8
- FGEGSP9/18x8 Prism 9


field tile | Dimensional Glazed Porcelain Wall Tile



Shown: **FG-GSP3 12x24** Soul Brick Pattern



FG-GSP0 12x24
Birth Brick Pattern



FG-GSP3 12x24
Soul Brick Pattern



FG-GSP2 12x24
Root Brick Pattern

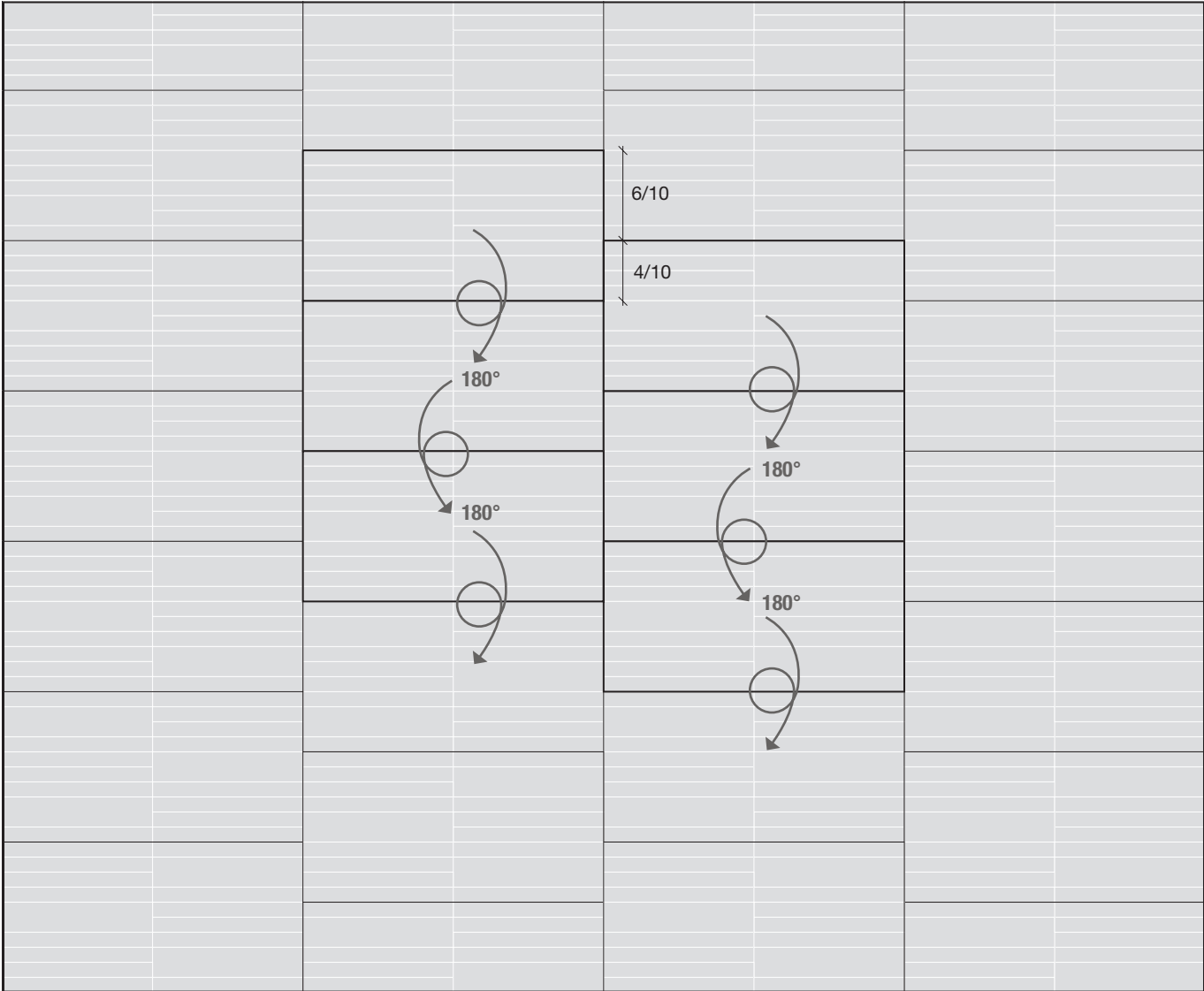


FG-GSP1 12x24
Gloam Brick Pattern

⊕ 10mm Rectified Edge



Shown: **FG-GSP1 12x24** Gloam Brick Pattern



Brick Pattern Laying Solution:

For an optimal continuous effect in the laying of the wall pattern, the above laying solution is recommended.



Shown: **FG-GSP2 12x24** Root Brick Pattern

GENESIS HDP

High Definition Porcelain

BY **floridatile**

Typical Uses

Genesis^{HDP} dimensional glazed porcelain wall tile is appropriate for all residential and commercial wall and backsplash applications, all residential and most commercial wall applications.

Genesis^{HDP} glazed porcelain floor and wall tile is appropriate for all residential and commercial wall, countertop and backsplash applications, all residential and most commercial floor applications.

Notice: Not all flooring products are suitable for wet areas, specialized applications or commercial use. Please refer to the American National Standard Specifications for Ceramic Tile (ANSI A137.1) for ceramic, stone and glass installation for specific usage and installation information.

This Florida Tile product will contribute to USGBC LEED points and the ANSI approved NAHB Green Building Points.

Properties (Floor)	ASTM	ANSI	Results ¹
DCOF AcuTest ²	A137.1	≥0.42	Pass
Visible Abrasion Resistance	C-1027	N/A	N/A
Glaze Hardness	Mohs Scale	N/A	5 Mohs
Break Strength	C-648	250 lbf	290 lbf avg
Water Absorption	C-373	<0.5%	<0.5%

¹ These tests are performed by a 3rd party testing lab using industry standard equipment and techniques. Values are offered in good faith as being accurate and typical of normal production. Due to the natural variation of raw materials and manufacturing processes, the values of the purchased product for any particular installation may vary.

² ANSI A137.1 standard, ceramic tiles selected for level interior spaces expected to be walked upon when wet must have a minimum wet DCOF AcuTest value of 0.42.

Field Tile Nominal Size ¹	Metric (cm)	Pcs./Sq Ft ²	Thickness ³
8" x 8"	20 x 20	2.25	9mm
12" x 24"	30 x 60	.5	10mm


¹ These values may vary from lot to lot.

² These values are based on actual sizes including the grout joint.

³ May not apply to textured surfaces or tiles with uneven back patterns.

Color Variations

Color reproductions in this printed piece may vary from actual tile colors. Final selection should be made from actual tile samples.



V2 = Slight Variation

Clearly distinguishable differences in texture and/or pattern with similar colors.



floridatile