

# GENESIS HDP

High Definition Porcelain

DIMENSIONAL GLAZED PORCELAIN WALL TILE  
GLAZED PORCELAIN FLOOR & WALL TILE



floridatile

# GENESIS HDP<sup>®</sup>

High Definition Porcelain<sup>®</sup>

shown on front: **FG-GSP1 12x24** Gloam Brick Pattern & **FGEGSDM/18x8** Prism Mix

Genesis<sup>HDP</sup> begins with the origins of cement. Designed to replicate the look of form-poured concrete with rustic striations - as if the forms had just been peeled away, leaving behind a modern industrial texture, this versatile collection creates rhythm and structure with a raw, open-construction feel. The composition draws you in, inviting you to run your hands across the wall, taking in the essence of stability and authenticity.

The Prism Mix of nine 8x8 pressed glazed porcelain inserts featuring eclectic patterns, adds a warm and creative accent to this line. Whether using a singular graphic repeated throughout your layout, or installing the complete set of nine, this collection of decos make any space more interesting.


The 12x24 glazed porcelain, dimensional patterned wall tiles are rectified and available in four colors: Birth – an off-white, Soul – a light gray, Root – a medium taupe, and Gloam – a dark gray. The Prism Mix decos range in design, but the color scheme stays consistent using the same off white, gray and taupe tones used in the wall tile.

Genesis<sup>HDP</sup> is GREENGUARD<sup>®</sup> and Porcelain Tile certified. The dimensional glazed porcelain wall tile is appropriate for all residential and commercial wall and backsplash applications. The glazed porcelain floor and wall inserts are appropriate for all residential and commercial wall, countertop, backsplash, and floor applications.

## DIMENSIONAL GLAZED PORCELAIN WALL TILE




**FG-GSP0 12x24**  
Birth Brick Pattern (wall only)



**FG-GSP3 12x24**  
Soul Brick Pattern (wall only)



**FG-GSP2 12x24**  
Root Brick Pattern (wall only)



**FG-GSP1 12x24**  
Gloam Brick Pattern (wall only)

GLAZED PORCELAIN FLOOR & WALL TILE



**FGEGSP1/18x8 Prism 1**



**FGEGSP2/18x8 Prism 2**



**FGEGSP3/18x8 Prism 3**




**FGEGSP4/18x8 Prism 4**




**FGEGSP5/18x8 Prism 5**



**FGEGSP6/18x8 Prism 6**



**FGEGSP7/18x8 Prism 7**



**FGEGSP8/18x8 Prism 8**

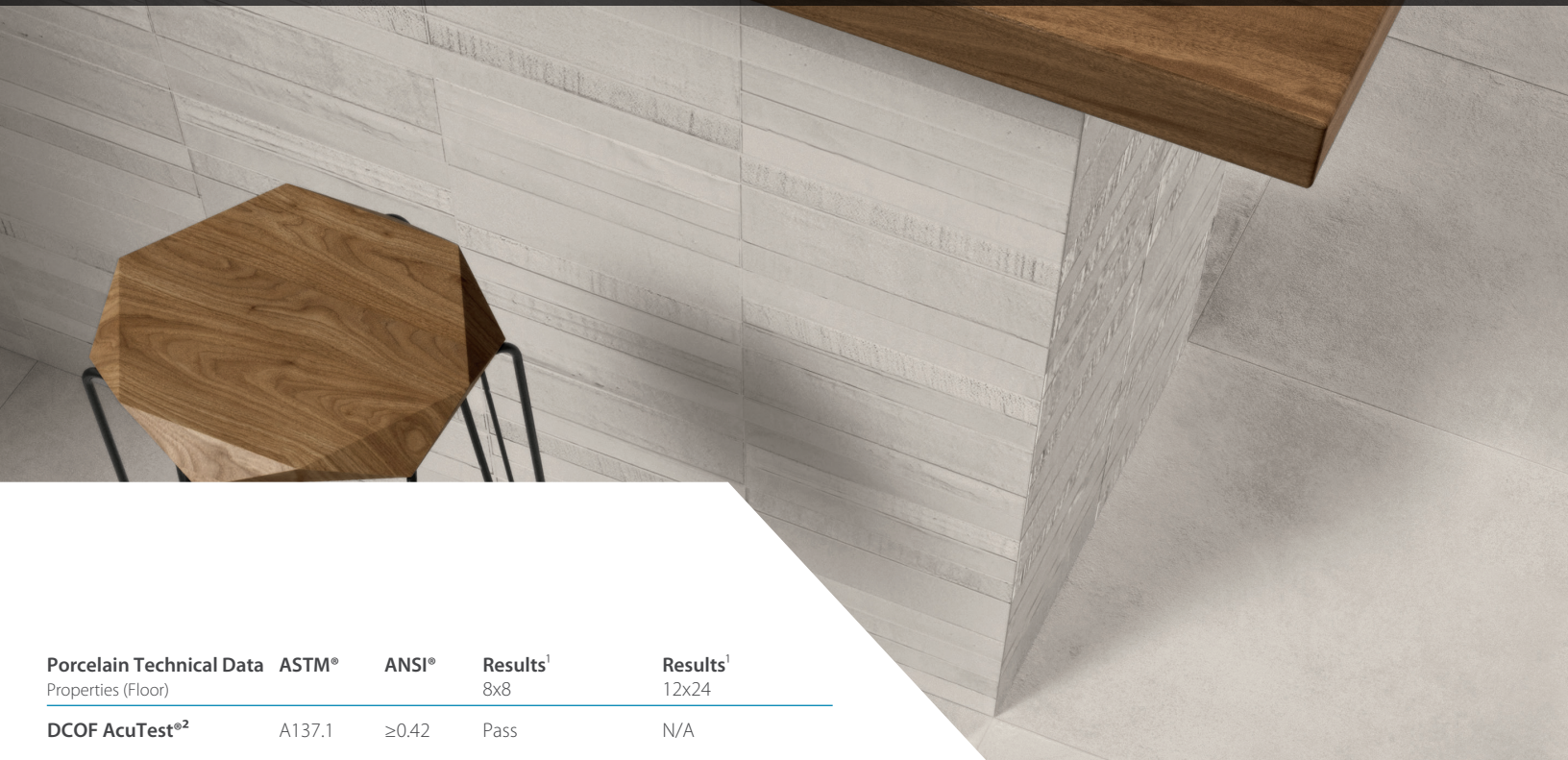


**FGEGSP9/18x8 Prism 9**



**FGEGSDM/18x8 Prism Mix (Prism 1-9)**

note: Each insert can be sold individually or sold as a mix.



above: **FG-GSP3 12x24** Soul Brick Pattern

Porcelain Technical Data Properties (Floor)	ASTM®	ANSI®	Results <sup>1</sup> 8x8	Results <sup>1</sup> 12x24
<b>DCOF AcuTest®<sup>2</sup></b>	A137.1	≥0.42	Pass	N/A
<b>Surface Hardness</b>	Mohs Scale	N/A	5 Mohs	5 Mohs
<b>Break Strength</b>	C-648	250 lbf.	425 lbf. avg.	575 lbf. avg.
<b>Water Absorption</b>	C-373	≤0.5%	≤0.5% <sup>3</sup>	≤0.5% <sup>3</sup>
<b>Intended Use<sup>4</sup></b>	N/A	N/A	Residential, Light Commercial & Heavy Commercial	Residential, Light Commercial & Heavy Commercial

<sup>1</sup> These tests are performed by a 3rd party testing lab using industry standard equipment and techniques. Values are offered in good faith as being accurate and typical of normal production. Due to the natural variation of raw materials and manufacturing processes, the values of the purchased product for any particular installation may vary.

<sup>2</sup> ANSI® A137.1 standard, ceramic tiles selected for level interior spaces expected to be walked upon when wet must have a minimum wet DCOF AcuTest® value of 0.42.

<sup>3</sup> Average production value

<sup>4</sup> Please visit [www.floridatile.com/intended-use](http://www.floridatile.com/intended-use) for further details.

## Typical Uses

Genesis<sup>HDP</sup> dimensional glazed porcelain wall tile is appropriate for all residential and commercial wall and backsplash applications.

Genesis<sup>HDP</sup> glazed porcelain floor and wall tile is appropriate for all residential and commercial wall, countertop, backsplash, and floor applications.

Notice: Not all flooring products are suitable for wet areas, specialized applications, or commercial use. Please refer to the American National Standard Specifications for Ceramic Tile (ANSI® A137.1) for ceramic, stone, and glass installation for specific usage and installation information.

This Florida Tile product will contribute to USGBC LEED® points and the ANSI® approved NAHB® Green Building Points.

Field Tile Nominal Size (in) <sup>1</sup>	Metric (cm)	Pcs./Sq Ft <sup>2</sup>	Thickness <sup>3</sup>	Edge
<b>8x8</b>	20x20	2.25	9mm	Pressed
<b>12x24</b>	30x60	.5	10mm	Rectified

<sup>1</sup> These values may vary from lot to lot.

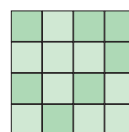
<sup>2</sup> These values are based on actual sizes including the grout joint.

<sup>3</sup> May not apply to textured surfaces or tiles with uneven back patterns such as mesh mounted mosaics.

Color reproductions in this printed piece may vary from actual tile colors. Final selection should be made from actual tile samples.

Color, texture, and finish variations may occur due to the nature of the product.

## Color Variation



### V2 Slight Variation

Clearly distinguishable differences in texture and/or pattern with similar colors.

mosaics & trims not available

#10024LT 6/19