

DIVINITY HDP

High Definition Porcelain®

COLOR BODY PORCELAIN FLOOR & WALL TILE



floridatile

DIVINITY^{HDP}

High Definition Porcelain®

shown on front: **DIV20 12x24** Horizon & **DIV55/M4x4HEX** Hexagon Mix Mosaic

Michelangelo said, "The true work of art is but a shadow of the divine perfection."

Divinity^{HDP} by Florida Tile takes artistry to another level. Distinguished by a rich surface of captivating veining, delicate striations, and subtle imperfections of natural stone, this color body porcelain floor and wall tile exceeds even the highest expectations. Inspired by one of the last slabs of Angel Stone extracted from an exclusive quarry in the Italian Alps, Divinity^{HDP} is our interpretation of the divine beauty found in this rare and beautiful sandstone.

Four ethereal colors- Dawn, Dusk, Horizon, and Mist, range from a mixture of soft warm beiges, calm grays and taupes to a dramatic cool dark gray. All feature multi-hued veining and distinct shade variations throughout. Available in 12x24 and 24x24 rectified formats, this majestic stone look is enhanced with

an accomplished collection of 25-piece and random stack mosaics in each color, and a mixed-color hexagon mosaic that incorporates all four colors. A bullnose trim completes this exquisite collection.

Manufactured using proprietary HDP—High Definition Porcelain® printing technology, Divinity^{HDP} is appropriate for most applications in both residential and commercial settings. It is entirely made in the USA in our Green Squared® certified Advanced Manufacturing Center in Lawrenceburg, KY, of pre-consumer recycled content. It meets the DCOF AcuTest® requirements to be installed in wet areas and is GREENGUARD® and Porcelain Tile certified. Incorporated into the tile surface is Microban® antimicrobial technology that works continuously to inhibit bacteria growth, improve visible cleanliness, and reduce odors.



COLOR VARIATION

Formats Available: 12x24, 24x24, M12, RSP12x24 & M4x4HEX



DIV10 Dawn



DIV20 Horizon



DIV30 Mist




DIV40 Dusk

DAWN



DIV10 24x24
Dawn



DIV10 12x24
Dawn



DIV10/M12
Dawn 25pc Mosaic




DIV10/RSP12x24
Dawn Random Stack Mosaic



DIV55/M4x4HEX
Dawn, Horizon, Mist & Dusk
Hexagon Mix Mosaic (waterjet-cut)



HORIZON



DIV20 24x24
Horizon



DIV20 12x24
Horizon




DIV20/M12
Horizon 25pc Mosaic



DIV20/RSP12x24
Horizon Random Stack Mosaic




MIST



DIV30 24x24
Mist



DIV30 12x24
Mist



DIV30/M12
Mist 25pc Mosaic



DIV30/RSP12x24
Mist Random Stack Mosaic




DUSK



DIV40 24x24
Dusk



DIV40/M12
Dusk 25pc Mosaic



DIV40 12x24
Dusk



DIV40/RSP12x24
Dusk Random Stack Mosaic





above: **DIV20 12x24** Horizon & **DIV55/M4x4HEX** Hexagon Mix Mosaic

Porcelain Technical Data Properties (Floor)	ASTM [®]	ANSI [®]	Results ¹
DCOF AcuTest^{®2}	A137.1	≥ 0.42	Pass
Surface Hardness	Mohs Scale	N/A	7 Mohs
Break Strength	C-648	≥ 250 lbf.	≥ 456 lbf. avg.
Water Absorption	C-373	≤ 0.5%	≤ 0.5% ³
Intended Use⁴	N/A	N/A	Residential Light Commercial Heavy Commercial

¹ Values are offered in good faith as being accurate and typical of normal production. Due to the natural variation of raw materials and manufacturing processes, the values of the purchased product for any particular installation may vary.

² ANSI[®] A137.1 standard, ceramic tiles selected for level interior spaces expected to be walked upon when wet must have a minimum wet DCOF AcuTest[®] value of 0.42.

³ Average production value.

⁴ Please visit www.floridatile.com/intended-use for further details.

Typical Uses

Divinity^{HDP} color body porcelain floor and wall tile is appropriate for most residential and commercial wall, countertop, backsplash, and floor applications.

Notice: Not all flooring products are suitable for wet areas, specialized applications, or commercial use. Please refer to the American National Standard Specifications for Ceramic Tile (ANSI[®] A137.1) for ceramic, stone, and glass installation for specific usage and installation information.

This Florida Tile product will contribute to USGBC LEED[®] points and the ANSI[®] approved NAHB[®] Green Building Points.


Field Tile Nominal Size (in) ¹	Metric (cm)	Pcs./Sq Ft ²	Thickness ^{3,4}	Edge
12x24	30x60	.5	9mm	Rectified
24x24	60x60	.25	9mm	Rectified

¹ These values may vary from lot to lot.

² These values are based on actual sizes including the grout joint.


³ May not apply to textured surfaces or tiles with uneven back patterns such as mesh mounted mosaics.

⁴ In order to enhance manufacturing efficiencies the thickness of this product has been modified. During implementation of this modification, products with original thickness may still be available. Please contact customer service to confirm the thickness of your product at time of order.

Trim	Shape	SKU	Nominal Size (in) ¹	Metric (cm)
Bullnose		P43N9	3x24	7.5x60

¹ These values may vary from lot to lot.

Color Variation



V3 Moderate Variation

While the colors present on a single piece of tile will be indicative of the colors to be expected on the other tiles, the amount of colors on each piece may vary significantly. For example "that little bit of color" on one piece of tile may be the primary color on the next piece.

Color, texture, and finish variations may occur due to the nature of the product.

Color reproductions in this printed piece may vary from actual tile colors. Final selection should be made from actual tile samples.

Country of origin and other product features and characteristics are subject to change due to manufacturing efficiencies and other factors. See retailer or product packaging to verify country of origin and other product characteristics.

