

AMPLIFY

CERAMIC WALL TILE



floridatile

AMPLIFY

shown on front: **B669.0047.008 12x24** Deep Blue Matte, **B669.0044.095 12x24** Branco Brilho Glossy & **NY2LA^{HDP} NY260 24x24** Gramercy Gray

Amplify from Florida Tile cranks up the volume on design. This raucous mix of texture, pattern, and color awakens the senses and pushes boundaries. Its rhythmic forms invite you to imagine dramatic interior vistas – a world where artful intentions meet intelligent design, and spaces are created for both flare and function.

An intense color palette of deep blues, blacks, and whites creates a dynamic sense of energy. But that is only the beginning. The

patterns and textures featured in six three-dimensional offerings visually punctuate the personality of this line by offering a graceful play of light and shadows. The fluid structure of Dune, Reef, and Wind creates the impression of continuous movement, while the geometric elements of Rise, Arid, and White Diamond make poised statements.

A pressed 9x18 and rectified 12x24 and 14x39 formats are available in an eclectic array of colors and finishes.

9x18

White Diamond (glossy dimensional)

12x24:

White Matte

Branco Brilho Glossy

Arid White Glossy (dimensional)

Reef White Matte (dimensional)

Black Matte

Deep Blue Matte

Reef Deep Blue Matte (dimensional)

14x39:

White Matte

Branco Brilho Glossy

Rise White Matte (dimensional)

Dune White Matte (dimensional)

Wind White Matte (dimensional)


Trims:

3x12 bullnose is available in all non-dimensional colors.

3x14 is available in White Matte and Branco Brilho Glossy.

Amplify ceramic wall tile is appropriate for all interior wall and backsplash applications. It is GREENGUARD® certified.


below: **B635.0128.001 14x39** Dune White Matte




COLORS



B645.0559.0951 9x18
White Diamond



B669.0047.096 12x24
White Matte



B669.0044.095 12x24
Branco Brilho Glossy



B669.0048.001 12x24
Arid White Glossy



B669.0049.001 12x24
Reef White Matte




B669.0054.009 12x24
Black Matte



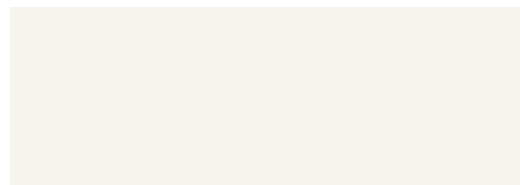
B669.0047.008 12x24
Deep Blue Matte



B669.0049.008 12x24
Reef Deep Blue Matte




B635.0127.096 14x39
White Matte



B635.0108.095 14x39
Branco Brilho Glossy



B635.0129.001 14x39
Rise White Matte



B635.0128.001 14x39
Dune White Matte



B635.0124.096 14x39
Wind White Matte

AMPLIFY



above: B669.0049.001 12x24 Reef White Matte

Ceramic Technical Data	ASTM®	ANSI®	Results ¹
Break Strength	C-648	≥ 125 lbf.	≥ 150 lbf. avg.
Water Absorption	C-373	< 7% - ≤ 20%	≤ 13-18% ²

¹ Values are offered in good faith as being accurate and typical of normal production. Due to the natural variation of raw materials and manufacturing processes, the values of the purchased product for any particular installation may vary.

² Average production value

Typical Uses
Amplify ceramic wall tile is appropriate for residential and commercial wall and backsplash applications.
This Florida Tile product will contribute to USGBC LEED® points and the ANSI® approved NAHB® Green Building Points.

Field Tile Nominal Size (in) ¹	Metric (cm)	Pcs./Sq Ft ²	Thickness ³	Edge
12x24	30x60	.5	8.5mm	Rectified
14x39	35x100	.26	10mm	Rectified
9x18	22x45	.92	9-12.8mm	Pressed

¹ These values may vary from lot to lot.

² These values are based on actual sizes including the grout joint.

³ May not apply to textured surfaces or tiles with uneven back patterns such as mesh mounted mosaics.

Trim	Shape	Sku	Nominal Size (in) ¹	Metric (cm)
Bullnose		S43C9	3x12	7.5x30
Bullnose		S43E9	3x14	7.5x35

¹ These values may vary from lot to lot.

Color Variation	
	V1 Uniform Appearance Differences among pieces from the same production run are minimal.

Color reproductions in this printed piece may vary from actual tile colors. Final selection should be made from actual tile samples.

Color, texture, and finish variations may occur due to the nature of the product.

