

# HIGH RIDGE

HDP  
High Definition Porcelain®

GLAZED PORCELAIN FLOOR & WALL TILE



floridatile

# HIGH RIDGE HDP

High Definition Porcelain

shown on front: **HRG60 12x24** Canyon Slate

Capturing the renowned beauty found in natural slate is High Ridge<sup>HDP</sup> from Florida Tile. A refinement of the random hues and prominent clefing found in slate, High Ridge features adaptable, neutral color choices that are perfect for transitional design.


Six color options include: Stardust White – a delicate layering of cool vanillas; Pinnacle Beige – a sandy fawn; Rockwall Gray – slight gradations of cool grays; Deep Taupe – a curious balance of warm gray and mushroom tones; Nightfall Black – enchanting degrees of black and near black; and Canyon Slate – a rustic mixture of red-browns and deep grays distinguished with a subtle oxidation.

Pressed field tile formats include: 12x12 and 12x24. A traditional 25-piece mosaic and 3x12 bullnose in all six colors round out the collection.

High Ridge<sup>HDP</sup> glazed porcelain floor and wall tile is appropriate for most residential and commercial interior, dry and wet applications including walls, countertops, backsplashes, and floors. Made in the USA at our Green Squared® certified Advanced Manufacturing Center in Lawrenceburg, KY, it includes pre-consumer recycled content and is GREENGUARD® and Porcelain Tile certified. Incorporated into the tile surface is Microban® antimicrobial technology that works continuously to inhibit bacteria growth, improve visible cleanliness, and reduce odors.

## COLOR VARIATION

### STARDUST WHITE




### PINNACLE BEIGE



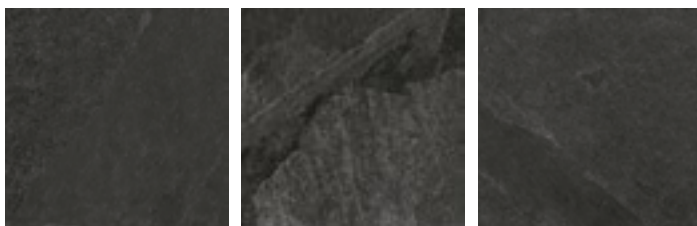
### ROCKWALL GRAY




### DEEP TAUPE



### NIGHTFALL BLACK



### CANYON SLATE



# STARDUST WHITE

---



**HRG10 12x12**



**HRG10 12x24**



**HRG10/M12 25pc Mosaic**





# PINNACLE BEIGE

---



**HRG20 12x12**



**HRG20 12x24**



**HRG20/M12 25pc Mosaic**



above: **HRG20 12x24** Pinnacle Beige

# ROCKWALL GRAY


---



**HRG30 12x12**



**HRG30 12x24**



**HRG30/M12 25pc Mosaic**

# DEEP TAUPE


---



HRG40 12x12



HRG40 12x24



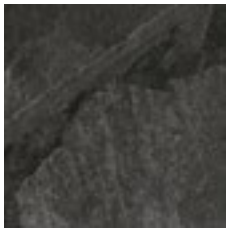
HRG40/M12 25pc Mosaic




above: **HRG40 12x24** Deep Taupe & **HRG40/M12** Deep Taupe 25pc Mosaic

# NIGHTFALL BLACK


---



HRG50 12x12



HRG50 12x24



HRG50/M12 25pc Mosaic




above: **HRG50 12x24** Nightfall Black




# CANYON SLATE

---



HRG60 12x12



HRG60 12x24



HRG60/M12 25pc Mosaic



above: **HRG60 12x24** Canyon Slate



above: **HRG40/M12** Deep Taupe 25pc Mosaic

Technical Specifications	Results <sup>1</sup>
<b>ANSI<sup>®</sup> A326.3<sup>2</sup></b>	Interior, Wet Plus (IW+)
<b>Surface Hardness</b>	7 Mohs
<b>Break Strength</b>	≥ 450 lbf. avg.
<b>Water Absorption</b>	≤ 0.5% <sup>3</sup>
<b>Intended Use<sup>4</sup></b>	Residential & Light Commercial

<sup>1</sup> Values are offered in good faith as being accurate and typical of normal production. Due to the natural variation of raw materials and manufacturing processes, the values of the purchased product for any particular installation may vary.

<sup>2</sup> For more information, visit [floridatile.com/productuseclassifications](http://floridatile.com/productuseclassifications).

<sup>3</sup> Average production value.

<sup>4</sup> Please visit [www.floridatile.com/intended-use](http://www.floridatile.com/intended-use) for further details.

Field Tile Nominal Size (in) <sup>1</sup>	Metric (cm)	Pcs./Sq Ft <sup>2</sup>	Thickness <sup>3</sup>	Edge
<b>12x12</b>	30x30	1	8mm	Pressed
<b>12x24</b>	30x60	.5	9mm	Pressed

<sup>1</sup> These values may vary from lot to lot.

<sup>2</sup> These values are based on actual sizes including the grout joint.

<sup>3</sup> May not apply to textured surfaces or tiles with uneven back patterns such as mesh mounted mosaics.

Trim	Shape	SKU	Nominal Size (in) <sup>1</sup>	Metric (cm)
<b>Bullnose</b>		P43C9	3x12	7.5x30

<sup>1</sup> These values may vary from lot to lot.


## Typical Uses

High Ridge<sup>HDP</sup> glazed porcelain floor and wall tile is appropriate for most residential and commercial wall, countertop, backsplash, and floor applications.

Notice: Not all flooring products are suitable for wet areas, specialized applications, or commercial use. Please refer to the American National Standard Specifications for Ceramic Tile (ANSI<sup>®</sup> A137.1) for ceramic, stone, and glass installation for specific usage and installation information.

This Florida Tile product will contribute to USGBC LEED<sup>®</sup> points and the ANSI<sup>®</sup> approved NAHB<sup>®</sup> Green Building Points.

## Color Variation



**V3** Moderate Variation

Color, texture, and finish variations may occur due to the nature of the product.

## Notes:

Country of origin and other product features and characteristics are subject to change due to manufacturing efficiencies and other factors. See retailer or product packaging to verify country of origin and other product characteristics.

Color reproductions in this printed piece may vary from actual tile colors. Final selection should be made from actual tile samples.

