

# TIME 2.0

THROUGH BODY PORCELAIN

floridatile





# CONTEMPORARY CONCRETE

---

shown on front: **T22B1 24x24** White (natural)

Utilizing a double loaded porcelain manufacturing process, Time 2.0 delivers a highly durable, commercial grade through body floor and wall porcelain. Different from traditional marble veining or the “salt and pepper” double loaded looks, Time 2.0 is a contemporary evolution of what today’s specifications require.

The beauty of the line comes from this simple play on color that on the surface seems simple, but is a complex balance of shade, tone, and texture. The extensive color palette consists of nine colors ranging from a Snow white to a deep Black. Each individual color is comprised of a solid body pigment that sets the overall tone of each tile. The smooth, rich body is then decorated with slightly contrasting shades, created by individual granules of color that vary in dimension, depth, thickness, and pattern. These granules create a unique tone-on-tone effect unlike any other tile in the market.


Featuring earthy neutral colors, Time 2.0 is destined to be a staple in any design library. Field tile is available in 3.75x12, 12x24, and 24x24 formats, all with rectified edges. A natural finish is available in all sizes and the polished finish is optional on the 3.75x12 and the 12x24 formats. A 25 piece mesh-mounted mosaic with a natural finish is available in all color options. Rounding out the line is a trim package that includes a bullnose, cove base, and corner.

Time 2.0 is GREENGUARD® and Porcelain Tile Certified. It is suitable for most residential and commercial wall, countertop, backsplash, and most floor applications.

below: **T27B1 12x24** Grey (natural)



**COLORS**



**T21** Snow




**T22** White



**T23** Cream



**T24** Beige



**T25** Dove



**T26** Silver



**T27** Grey





**T28** Carbon



**T29** Black


**FIELD TILE FORMATS**

**3.75x12**  
(natural & polished\*) 

**12x24**  
(natural & polished\*) 


**24x24**  
(natural) 

**MOSAICS**

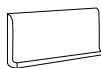


**T27B1/M12**  
Grey 25pc (natural)  
(available in all colors, natural finish only)

**TRIMS**



**P43C9 3x12**  
Bullnose (natural & polished\*)



**P36C9 6x12**  
Cove Base (natural)



**PB3169 6x1**  
Cove Base Corner (natural)


\* 3.75x12 and 12x24 polished available in Snow, Cream, Beige, Silver, Carbon & Black only

# SNOW

---




**T21B1 24x24**  
Snow (natural)



**T21B1 12x24**  
Snow (natural)  
**T2161 12x24**  
Snow (polished)



**T21B1 3.75x12**  
Snow (natural)  
**T2161 3.75x12**  
Snow (polished)



**T21B1/M12**  
Snow 25pc (natural)

# WHITE


---




**T22B1 24x24**  
White (natural)



**T22B1 12x24**  
White (natural)



**T22B1 3.75x12**  
White (natural)




**T22B1/M12**  
White 25pc (natural)

# CREAM

---



**T23B1 24x24**  
Cream (natural)



**T23B1 12x24**  
Cream (natural)  
**T2361 12x24**  
Cream (polished)



**T23B1 3.75x12**  
Cream (natural)  
**T2361 3.75x12**  
Cream (polished)



**T23B1/M12**  
Cream 25pc (natural)

# BEIGE

---




**T24B1 24x24**  
Beige (natural)



**T24B1 12x24**  
Beige (natural)  
**T2461 12x24**  
Beige (polished)



**T24B1 3.75x12**  
Beige (natural)  
**T2461 3.75x12**  
Beige (polished)




**T24B1/M12**  
Beige 25pc (natural)

# DOVE

---




**T25B1 24x24**  
Dove (natural)



**T25B1 12x24**  
Dove (natural)



**T25B1 3.75x12**  
Dove (natural)




**T25B1/M12**  
Dove 25pc (natural)

# SILVER


---




**T26B1 24x24**  
Silver (natural)



**T26B1 12x24**  
Silver (natural)  
**T2661 12x24**  
Silver (polished)



**T26B1 3.75x12**  
Silver (natural)  
**T2661 3.75x12**  
Silver (polished)




**T26B1/M12**  
Silver 25pc (natural)

# GREY


---




**T27B1 24x24**  
Grey (natural)



**T27B1 12x24**  
Grey (natural)



**T27B1 3.75x12**  
Grey (natural)



**T27B1/M12**  
Grey 25pc (natural)

# CARBON

---



**T28B1 24x24**  
Carbon (natural)



**T28B1 12x24**  
Carbon (natural)  
**T2861 12x24**  
Carbon (polished)



**T28B1 3.75x12**  
Carbon (natural)  
**T2861 3.75x12**  
Carbon (polished)



**T28B1/M12**  
Carbon 25pc (natural)

# BLACK

---




**T29B1 24x24**  
Black (natural)



**T29B1 12x24**  
Black (natural)  
**T2961 12x24**  
Black (polished)



**T29B1 3.75x12**  
Black (natural)  
**T2961 3.75x12**  
Black (polished)



**T29B1/M12**  
Black 25pc (natural)

# TIME 2.0

THROUGH BODY PORCELAIN



Porcelain Technical Data Properties (Floor)	Results <sup>1</sup>
<b>ANSI® A326.3<sup>2</sup></b>	<b>Natural</b> Interior, Wet Plus (IW+) <b>Polished</b> Interior, Dry (ID)
<b>Surface Hardness</b>	7 Mohs
<b>Break Strength</b>	≥ 510 lbf. avg.
<b>Water Absorption</b>	≤ 0.5% <sup>3</sup>
<b>Intended Use<sup>4</sup></b>	Residential, Light Commercial & Heavy Commercial

<sup>1</sup> Values are offered in good faith as being accurate and typical of normal production. Due to the natural variation of raw materials and manufacturing processes, the values of the purchased product for any particular installation may vary.




<sup>2</sup> For more information, visit [floridatile.com/productuseclassifications](http://floridatile.com/productuseclassifications).

<sup>3</sup> Average production value.

<sup>4</sup> Please visit [www.floridatile.com/intended-use](http://www.floridatile.com/intended-use) for further details.

Field Tile Nominal Size (in) <sup>1</sup>	Metric (cm)	Pcs./Sq Ft <sup>2</sup>	Thickness <sup>3</sup>	Edge
3.75x12 <sup>4</sup>	9.5x30	3.25	10mm (polished) 10.5mm (natural)	Rectified
12x24 <sup>4</sup>	30x60	.5	10mm (polished) 10.5mm (natural)	Rectified
24x24	60x60	.25	10.5mm (natural)	Rectified

Mosaic	SKU	Nominal Sheet Size (in) <sup>1</sup>	Metric (cm)	Thickness <sup>3</sup>
25-piece	M12	12x12	30x30	10mm

Trim	Shape	SKU	Nominal Size (in) <sup>1</sup>	Metric (cm)
<b>Bullnose</b> (natural & polished <sup>5</sup> )		P43C9	3x12	7.5x30
<b>Cove Base</b> (natural)		P36C9	6x12	15x30
<b>Cove Base Corner</b> (natural)		PB3169	6x1	15x2.5

<sup>1</sup> These values may vary from lot to lot.

<sup>2</sup> These values are based on actual sizes including the grout joint.

<sup>3</sup> May not apply to textured surfaces or tiles with uneven back patterns such as mesh mounted mosaics.

<sup>4</sup> Not available in White, Dove, or Grey.

<sup>5</sup> Polished bullnose is only available in Snow, Cream, Beige, Silver, Carbon & Black.

## Typical Uses

Time 2.0 through body porcelain tile is appropriate for most residential and commercial wall, countertop, backsplash, and floor applications.

Notice: Not all flooring products are suitable for wet areas, specialized applications, or commercial use. Please refer to the American National Standard Specifications for Ceramic Tile (ANSI® A137.1) for ceramic, stone, and glass installation for specific usage and installation information.

This Florida Tile product will contribute to USGBC LEED® points and the ANSI® approved NAHB® Green Building Points.

## Notes

Color, texture, and finish variations may occur due to the nature of the product.

Color reproductions in this printed piece may vary from actual tile colors. Final selection should be made from actual tile samples.

Country of origin and other product features and characteristics are subject to change due to manufacturing efficiencies and other factors. See retailer or product packaging to verify country of origin and other product characteristics.

## Color Variation



V1 Uniform Appearance

