

2CM PORCELAIN PAVERS

floridatile




Florida Tile's 2cm porcelain pavers are an impressive combination of elegance and engineering. The on-trend visuals, ease of installation, and unsurpassed durability make porcelain pavers the perfect solution for easy elegance in outdoor environments.



The technical benefits of porcelain are unbeatable! These structural paving slabs can stand up to extreme residential and commercial environments, outperforming virtually any other surface option. They can tolerate both subzero temperatures and tropical climates without cracking or weakening. The porcelain manufacturing process creates a product that is virtually non-porous and incredibly dense. They are strong enough to survive under the weight of a commercial fleet and practically maintenance free. No sealants are required.

Easy to install! Because of their density and size, porcelain pavers can be dry installed. This means that when the substrate allows, installers can forego the adhesives or mortar/cement bases. It can be dry installed on grass, gravel, and a variety of other surfaces. These installation methods offer the additional advantage of removing and reusing the pavers. Of course, these pavers can be installed with traditional setting materials if the substrate requires it. Nonporous porcelain pavers are ideal for any landscape.



shown on front: **NY230U 24x24** Riverside Steel

SURFACE THE OUTDOORS



DRIVEWAYS

GARAGES

WALKWAYS


PARKS

PATIOS

POOL DECKS

ROOF DECKS

TERRACES



HIGH RIDGE

COLOR BODY PORCELAIN PAVERS



HRG10U
Stardust White



HRG20U
Pinnacle Beige



HRG30U
Rockwall Gray



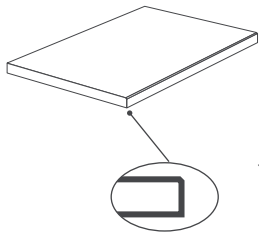
HRG60U
Canyon Slate

FIELD TILE FORMATS

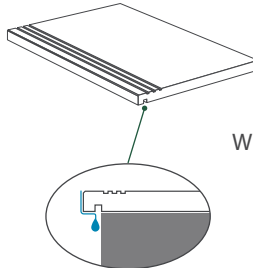


24x36 | 60x90 cm
≈ 0.8" | 2cm

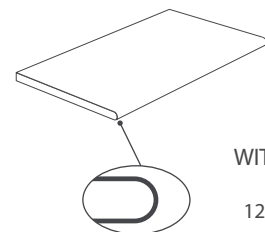
TRIMS (Special order, minimum order quantities apply)



STEP TREAD
USTEPA
12x24 | 30x60 cm



STEP TREAD
WITH GROOVES &
DRIP FLAP
USTEPD
12x24 | 30x60 cm



STEP TREAD
WITH BULLNOSE
USTEPB
12x24 | 30x60 cm

High Ridge is also produced in a pressed 8mm and 9mm thickness in six colors including Stardust White, Pinnacle Beige, Rockwall Gray, and Canyon Slate. For more information, scan code below.



right: **HRG30U 24x36** Rockwall Gray



MINERAL


COLOR BODY PORCELAIN PAVERS



MIN10U
Alabaster




MIN20U
Quartz



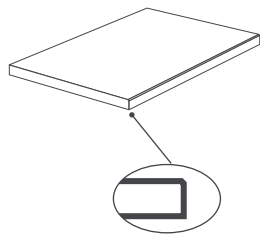
MIN30U
Feldspar

FIELD TILE FORMATS

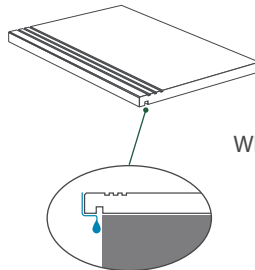


24x24 | 60x60 cm
≈ 0.8" | 2cm

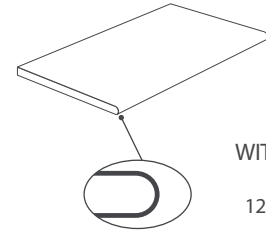
TRIMS



STEP TREAD
USTEPA
12x24 | 30x60 cm



STEP TREAD
WITH GROOVES &
DRIP FLAP
USTEPD
12x24 | 30x60 cm



STEP TREAD
WITH BULLNOSE
USTEPB
12x24 | 30x60 cm

For more information, scan code below.



right: **MIN30U 24x24** Feldspar



NY2LA

COLOR BODY PORCELAIN PAVERS



NY210U
Malibu White




NY220U
Brentwood Beige



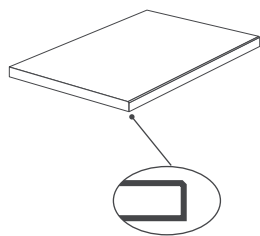
NY230U
Riverside Steel

FIELD TILE FORMATS

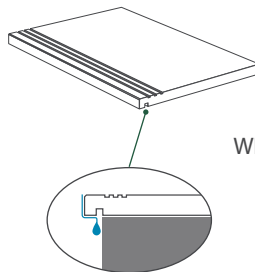


24x24 | 60x60 cm
≈ 0.8" | 2cm

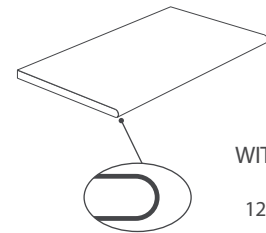
TRIMS



STEP TREAD
USTEPA
12x24 | 30x60 cm



STEP TREAD
WITH GROOVES &
DRIP FLAP
USTEPD
12x24 | 30x60 cm



STEP TREAD
WITH BULLNOSE
USTEPB
12x24 | 30x60 cm

NY2LA is also produced in a rectified 9mm thickness in six colors including Malibu White, Brentwood Beige, and Riverside Steel. For more information, scan code below.



right: **NY220U 24x24** Brentwood Beige



PASSENGER

COLOR BODY PORCELAIN PAVERS



PSG10U
Wander White



PSG30U
Everywhere Greige



PSG20U
Anywhere Beige



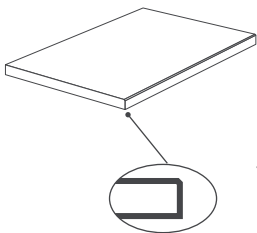
PSG40U
Leisure Gray

FIELD TILE FORMATS

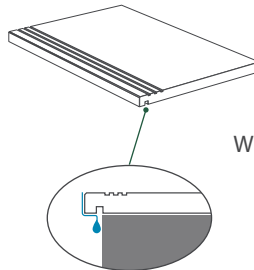


24x36 | 60x90 cm
≈ 0.8" | 2cm

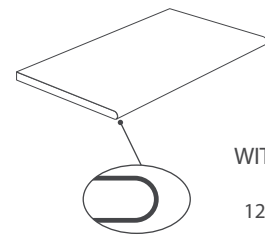
TRIMS (Special order, minimum order quantities apply)



STEP TREAD
USTEPA
12x24 | 30x60 cm



STEP TREAD
WITH GROOVES &
DRIP FLAP
USTEPD
12x24 | 30x60 cm



STEP TREAD
WITH BULLNOSE
USTEPB
12x24 | 30x60 cm

Passenger is also produced in a rectified 9mm thickness. For more information, scan code below.



right: **PSG40U 24x36** Leisure Gray



SPAN

COLOR BODY PORCELAIN PAVERS



SPN01U
Snow



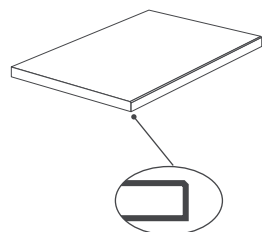
SPN13U
Silver

FIELD TILE FORMATS

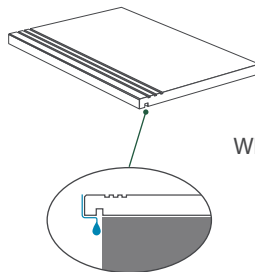


24x24 | 60x60 cm
± 0.8" | 2cm

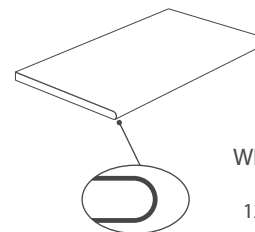
TRIMS



STEP TREAD
USTEPA
12x24 | 30x60 cm



STEP TREAD
WITH GROOVES &
DRIP FLAP
USTEPD
12x24 | 30x60 cm



STEP TREAD
WITH BULLNOSE
USTEPB
12x24 | 30x60 cm

For more information, scan code below.



right: **SPN13U 24x24** Silver



2CM PORCELAIN PAVERS



Porcelain Technical Data Properties (Floor)	Results ¹
ANSI® A326.3 ²	Exterior, Wet (EW)
Surface Hardness	7 Mohs
Break Strength	≥2800 lbf. avg.
Water Absorption	≤0.5% ³
Intended Use ⁴	Residential, Light Commercial & Heavy Commercial

¹ Values are offered in good faith as being accurate and typical of normal production. Due to the natural variation of raw materials and manufacturing processes, the values of the purchased product for any particular installation may vary.

² For more information, visit floridatile.com/productuseclassifications.

³ Average production value.

⁴ Please visit www.floridatile.com/intended-use for further details.

Field Tile Nominal Size (in) ¹	Metric (cm)	Pcs./Sq Ft ²	Thickness ³	Edge
24x24	60x60	.25	20mm	Pressed
24x36	60x90	.17	20mm	Pressed (High Ridge) Rectified (Passenger)

¹ These values may vary from lot to lot.

² These values are based on actual sizes including the grout joint.

³ May not apply to textured surfaces or tiles with uneven back patterns such as mesh mounted mosaics.

Typical Uses

2cm porcelain pavers are appropriate for most residential and commercial outdoor floor applications.

Notice: Not all flooring products are suitable for wet areas, specialized applications, or commercial use. Please refer to the American National Standard Specifications for Ceramic Tile (ANSI® A137.1) for ceramic, stone, and glass installation for specific usage and installation information.

This Florida Tile product will contribute to USGBC LEED® points and the ANSI® approved NAHB® Green Building Points.


Notes

Color, texture, and finish variations may occur due to the nature of the product.

Color reproductions in this printed piece may vary from actual tile colors. Final selection should be made from actual tile samples.


Country of origin and other product features and characteristics are subject to change due to manufacturing efficiencies and other factors. See retailer or product packaging to verify country of origin and other product characteristics.

Color Variation



V2 Slight Variation
Mineral - Alabaster
NY2LA
Span

Color Variation



V3 Moderate Variation
High Ridge
Mineral - Quartz & Feldspar
Passenger

